

# Adelphi Pool Summer 2020

Monday, July 13, 2020

# 254

Total Responses

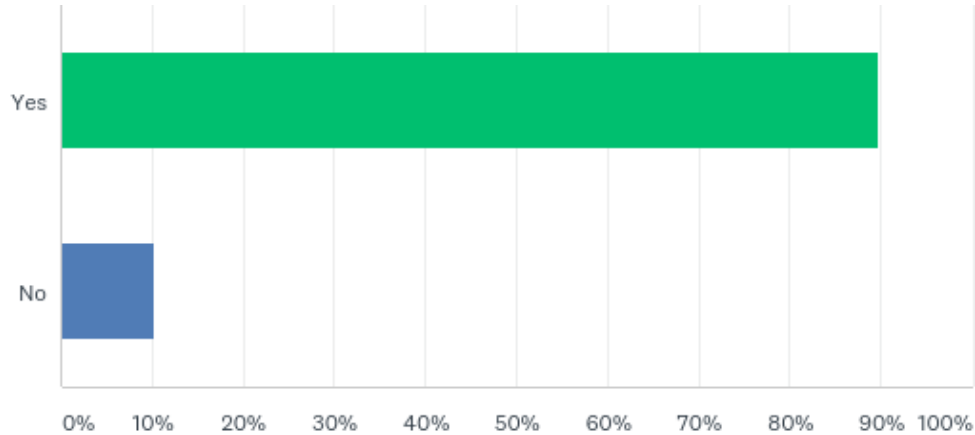
Date Created: Thursday, July 09, 2020

Complete Responses: 254

### Q3: Have you gone to the pool this season?

---

Answered: 254 Skipped: 0



# Q3: Have you gone to the pool this season?

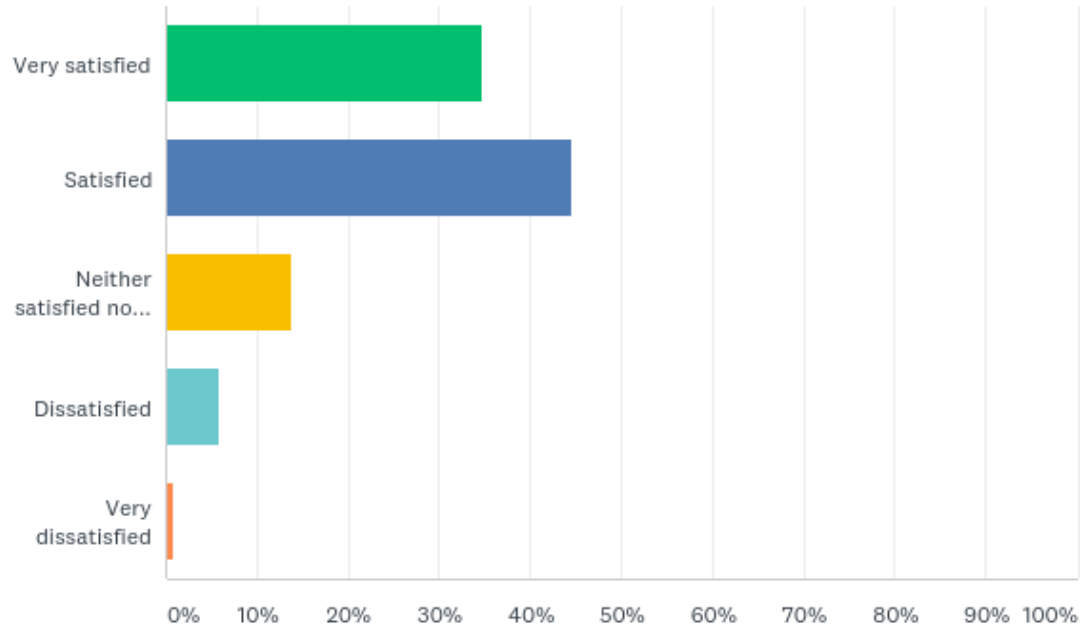
---

Answered: 254 Skipped: 0

ANSWER CHOICES	RESPONSES	
Yes	89.76%	228
No	10.24%	26
TOTAL		254

# Q4: How do you feel about the current solution for pool access (groups with time slots)?

Answered: 253 Skipped: 1



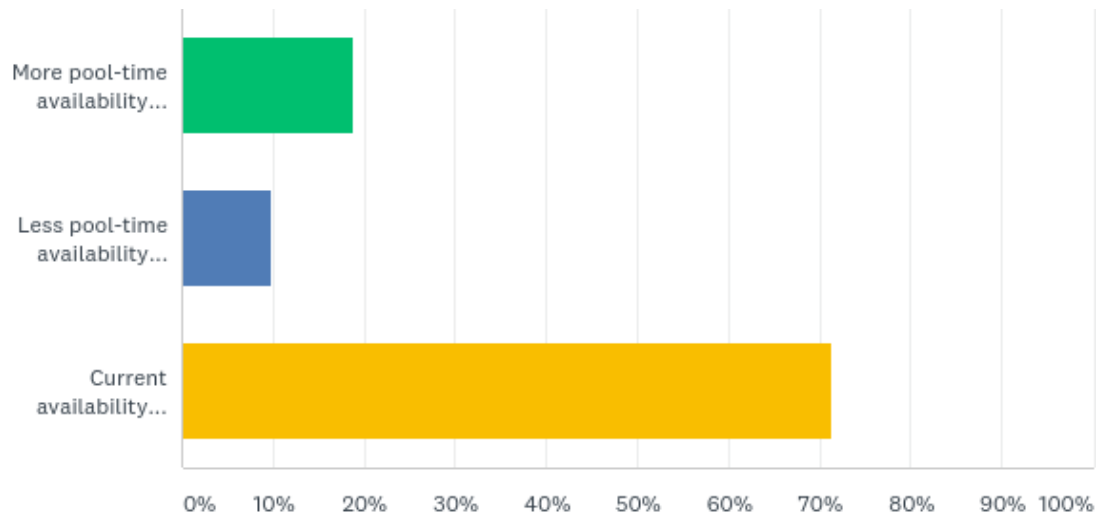
## Q4: How do you feel about the current solution for pool access (groups with time slots)?

Answered: 253 Skipped: 1

ANSWER CHOICES	RESPONSES	
Very satisfied	34.78%	88
Satisfied	44.66%	113
Neither satisfied nor dissatisfied	13.83%	35
Dissatisfied	5.93%	15
Very dissatisfied	0.79%	2
<b>TOTAL</b>		<b>253</b>

## Q5: Which would you prefer?

Answered: 245 Skipped: 9



## Q5: Which would you prefer?

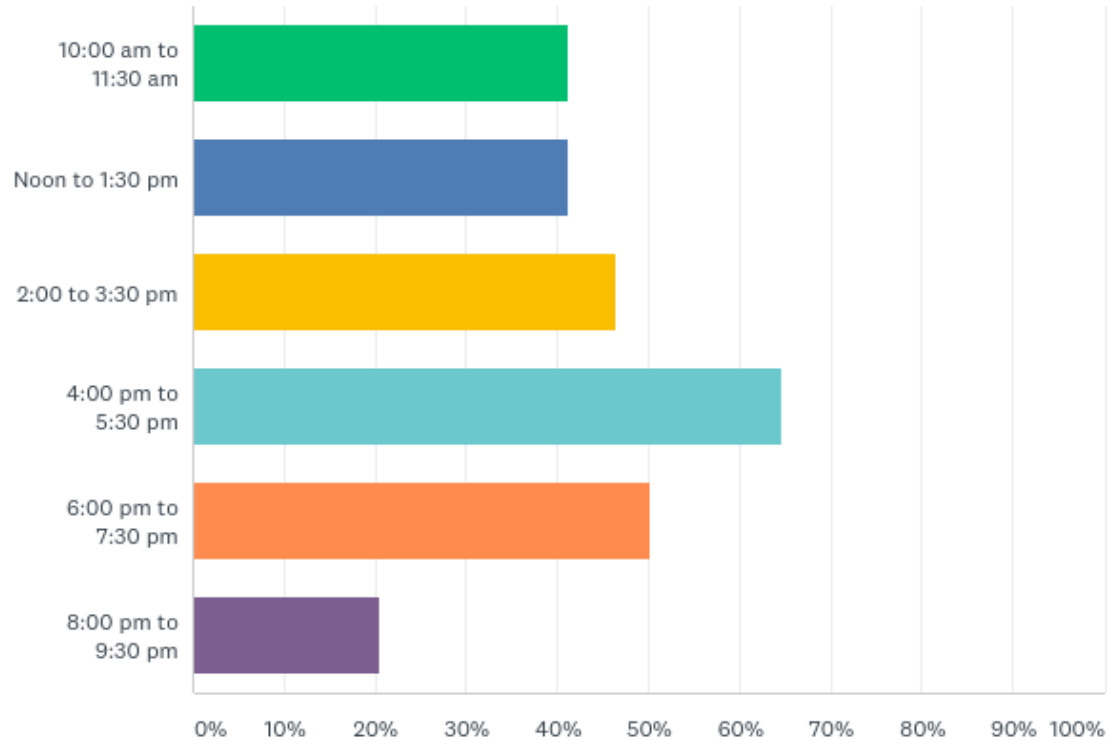
Answered: 245 Skipped: 9

ANSWER CHOICES	RESPONSES	
More pool-time availability and larger crowds	18.78%	46
Less pool-time availability and smaller crowds	9.80%	24
Current availability and crowd size	71.43%	175
TOTAL		245



## Q6: What are your preferred time slot(s)?

Answered: 243 Skipped: 11



## Q6: What are your preferred time slot(s)?

Answered: 243 Skipped: 11

ANSWER CHOICES	RESPONSES	
10:00 am to 11:30 am	41.15%	100
Noon to 1:30 pm	41.15%	100
2:00 to 3:30 pm	46.50%	113
4:00 pm to 5:30 pm	64.61%	157
6:00 pm to 7:30 pm	50.21%	122
8:00 pm to 9:30 pm	20.58%	50
Total Respondents: 243		